

Parametrization and Computation of Wasserstein Hamiltonian flows

Shu Liu (UCLA)

Joint work with Hao Wu (Georgia Tech), , Xiaojing Ye (Georgia State),
and Haomin Zhou (Georgia Tech)

August 1, 2023

Wasserstein Hamiltonian flow

Hamiltonian systems are used to describe the evolution of a physical system. They are ubiquitous in our physical world.



(a) Solar system



(b) Pendulum clock



(c) Lissajou curve as a complex harmonic motion

Figure: Examples of Hamiltonian systems

Wasserstein Hamiltonian (WH) flows

- ▶ WH flow ¹ is a **Hamiltonian system lifted to the probability manifold**.
- ▶ It is related to **classical particle Hamiltonian systems**.
- ▶ **Links to many PDE systems** such as Schrödinger equation or Schrödinger Bridge problem.

Our goal: a **scalable** and **sampling-friendly** method for computing WH flows.

¹S. Chow, W. Li, H. Zhou Wasserstein Hamiltonian flows, JDE 2020

Wasserstein Hamiltonian (WH) flow

Consider the following Hamiltonian defined on the cotangent bundle of $\mathcal{P}(\mathbb{R}^d)$:

$$\mathcal{H}(\rho, \Phi) = \int_{\mathbb{R}^d} \frac{1}{2} |\nabla \Phi|^2 \rho dx + \mathcal{F}(\rho)$$

The WHF is:

$$\frac{\partial}{\partial t} \rho_t = \frac{\delta}{\delta \Phi} \mathcal{H}(\rho, \Phi), \quad \frac{\partial}{\partial t} \Phi_t = -\frac{\delta}{\delta \rho} \mathcal{H}(\rho, \Phi).$$

Wasserstein Hamiltonian (WH) flow

Consider the particle Hamiltonian system:

$$\frac{d}{dt}X_t = v_t, \quad , \quad \frac{d}{dt}v_t = -\nabla_{X_t} \frac{\delta}{\delta \rho_t} \mathcal{F}(\rho_t, X_t),$$

with $X_0 \sim \rho_0$, $v_0 = \nabla \Phi_0(X_0)$, and $0 \leq t \leq T$.

The connection between WHF and particle Hamiltonian is:

$$X_t \sim \rho_t, \quad v_t = \nabla \Phi_t(X_t), \quad \text{for } t \in [0, T].$$

A Lagrangian perspective of WH flow

- ▶ Consider the following Lagrangian

$$\mathcal{L}(\rho_t, \partial_t \rho_t) = \frac{1}{2} g^W(\partial_t \rho_t, \partial_t \rho_t) - \mathcal{F}(\rho_t),$$

- ▶ Use L in a two-endpoint value problem

$$\mathcal{I}(\rho_t) = \inf_{\{\rho_t\}} \left\{ \int_0^T \mathcal{L}(\rho_t, \partial_t \rho_t) dt : \rho_0 = \rho^0, \rho_T = \rho^T \right\}.$$

and its Euler-Lagrange equation is

$$\partial_t \frac{\delta}{\delta \partial_t \rho_t} \mathcal{L}(\rho_t, \partial_t \rho_t) = \frac{\delta}{\delta \rho_t} \mathcal{L}(\rho_t, \partial_t \rho_t) + C(t).$$

A Lagrangian perspective of WH flow

Applying Legendre transform (with ρ fixed), we obtain

$$\mathcal{L}(\rho, \eta) = \sup_{\Phi} \{ \langle \eta, \Phi \rangle - \mathcal{H}(\rho, \Phi) \}$$

where the optimal Φ satisfies $-\nabla \cdot (\rho \nabla \Phi) = \eta$.

The dual Φ in WHF relates to the velocity $\eta = \partial_t \rho_t$ accordingly:

$$-\nabla \cdot (\rho_t \nabla \Phi_t) = \partial_t \rho_t$$

This links to the Wasserstein metric

$$g^W(\rho)(\eta_1, \eta_2) = \int_{\mathbb{R}^d} \nabla \Phi_1 \cdot \nabla \Phi_2 \rho dx.$$

where Φ_i solves the elliptic equation $-\nabla \cdot (\rho \nabla \Phi_i) = \eta_i$ for $i = 1, 2$.

Parametrization of Push-forward Mapping

- ▶ Consider a parametric push-forward map T_θ :

$$T_\theta : z \sim \lambda \mapsto T_\theta(z) \sim \rho_\theta := T_{\theta\#}\lambda$$

where $\theta \in \Theta \subset \mathbb{R}^d$. Here $\rho_\theta(\cdot) = \lambda(T_\theta^{-1}(\cdot))\det(\nabla T_\theta^{-1}(\cdot))$.

- ▶ If θ_t is time-varying, we obtain a trajectory of push-forward densities:

$$\rho_{\theta(t)} = T_{\theta(t)\#}\lambda \quad (\approx \rho(t, \cdot)?)$$

- ▶ Parameterized densities form a submanifold of $\mathcal{P} = \mathcal{P}(\mathbb{R}^d)$:

$$\mathcal{P}_\Theta = \{\rho_\theta = T_{\theta\#}\lambda \mid \theta \in \Theta\} \subset (\mathcal{P}, g^W)$$

For every θ , $T_{\theta\#}$ also induces a push-forward of tangent vector $\dot{\theta} \in \mathcal{T}_\theta\Theta$ to $(T_{\theta\#})_*\dot{\theta} \in \mathcal{T}_{\rho_\theta}\mathcal{P}_\Theta$.

Parametrized Wasserstein Hamiltonian flow

Consider $L = \mathcal{L} \circ (T_{\#}, (T_{\#})_*) : \mathcal{T}\Theta \rightarrow \mathbb{R}$. Then:

$$L(\theta, \dot{\theta}) = \mathcal{L}(\rho_{\theta}, \frac{\partial \rho_{\theta}}{\partial \theta} \dot{\theta}) = \frac{1}{2} \dot{\theta}^T G(\theta) \dot{\theta} - F(\theta),$$

with $F(\theta) = \mathcal{F}(\rho_{\theta})$.

Here the metric tensor $G(\theta)$ is the analogy of g^W on Θ :

$$G(\theta) = \int \nabla \Psi_{\theta} \nabla \Psi_{\theta}^{\top} \rho_{\theta} dx$$

where $-\nabla \cdot (\rho_{\theta} \nabla \psi_{\theta,i}) = -\nabla \cdot (\rho_{\theta} \partial_{\theta_i} T_{\theta})$ for $i = 1, \dots, m$ and $\Psi_{\theta} = (\psi_{\theta,i})_i$.

Parametrized Wasserstein Hamiltonian flow

By taking $p = \nabla_v L(\theta, \dot{\theta}) = G(\theta)\dot{\theta}$, the related Hamiltonian is

$$H(\theta, p) = \dot{\theta}p - L(\theta, \dot{\theta}) = \frac{1}{2}p^\top G(\theta)^{-1}p + F(\theta).$$

The Hamiltonian system of $H(\theta, p)$ is

$$\dot{\theta} = \nabla_p H(\theta, p) = G(\theta)^{-1}p,$$

$$\dot{p} = -\nabla_\theta H(\theta, p) = \frac{1}{2}[p^\top G(\theta)^{-\top} (\partial_{\theta_k} G(\theta)) G(\theta)^{-1} p]_{k=1}^m - \nabla_\theta F(\theta).$$

We call this ODE system the **Parametrized Wasserstein Hamiltonian flow**.

Derivation of parametrized WH flow

Starting with a given Hamiltonian $\mathcal{H}(\rho, \Phi)$

↓

By taking Legendre Transform of \mathcal{H} , we obtain Lagrangian $\mathcal{L}(\rho, \partial_t \rho)$

↓

Using \mathcal{L} , we can define L on $\mathcal{T}\Theta$ as $L(\theta, \dot{\theta}) = \mathcal{L}((T_{\cdot\#}\lambda)(\theta), (T_{\theta\#}\lambda)_*\dot{\theta})$

↓

Apply Legendre transform to L , we obtain the Hamiltonian $H(\theta, \rho)$ on $\mathcal{T}^*\Theta$

↓

We formulate the parameterized Wasserstein Hamiltonian flow as

$$\dot{\theta}(t) = \partial_{\rho} H(\theta(t), \rho(t)),$$

$$\dot{\rho}(t) = -\partial_{\theta} H(\theta(t), \rho(t)).$$

Variant of Parametrized Wasserstein Hamiltonian flow

$G(\theta)$ is often difficult to compute.

We replace it with a simplified version

$$\widehat{G}(\theta) = \int_{\mathbb{R}^d} \partial_{\theta} T_{\theta}(z)^{\top} \partial_{\theta} T_{\theta}(z) d\lambda(z).$$

Either $G(\theta)$ or $\widehat{G}(\theta)$ could be degenerate for certain choices of T_{θ} . We use its pseudo-inverse $\widehat{G}(\theta)^{\dagger}$ to get a variant of parameterized WH flow:

$$\begin{aligned}\dot{\theta} &= \widehat{G}(\theta)^{\dagger} p \\ \dot{p} &= \frac{1}{2} [(\widehat{G}(\theta)^{\dagger} p)^{\top} (\partial_{\theta_k} \widehat{G}(\theta)) \widehat{G}(\theta)^{\dagger} p]_{k=1}^m - \nabla_{\theta} F(\theta)\end{aligned}$$

It is also a *Hamiltonian system* with

$$H(\theta, p) = \frac{1}{2} p^{\top} \widehat{G}^{\dagger} p + F(\theta)$$

where p_0 is in the range of $\widehat{G}(\theta_0)$.

Symplectic integrator for PWHF

To solve parameterized WH flow, we use the *symplectic Euler scheme*:

$$\frac{\theta_{k+1} - \theta_k}{h} = \nabla_p H(\theta_{k+1}, p_k) = \widehat{G}(\theta_{k+1})^\dagger p_k,$$
$$\frac{p_{k+1} - p_k}{h} = -\nabla_\theta H(\theta_{k+1}, p_k),$$

The first equation is implicit and we solve it using least squares solver.

Pushforward map

- ▶ Since the trajectory of the Hamiltonian flow can intersect in the configuration space \mathbb{R}^n , we don't require the pushforward map T_θ to be invertible.
- ▶ There are different ways to choose T_θ :
 - ▶ T_θ : Affine, $T_\theta(x) = Ux + b$, $\theta = (U, b)$, $U \in GL_d(\mathbb{R})$, $b \in \mathbb{R}^d$;
 - ▶ T_θ : Fourier series;
 - ▶ T_θ : Invertible neural networks such as normalizing flow;
 - ▶ T_θ : Non-invertible neural networks, for example, multi-layer perceptron (MLP)

Harmonic Oscillator as Wasserstein Hamiltonian flow

Take the potential function and initial Φ to be:

$$\begin{aligned}V(x) &= \sum_{i=1}^d \frac{1}{2} (a_i x_i)^2 \\ \Phi(0, x) &= \sum_{i=1}^d \frac{1}{2} b_i x_i^2\end{aligned}\tag{1}$$

Then the i -th component of solution is given as:

$$X_i(t, x) = \sqrt{1 + b_i^2} \cdot x_0^i \cdot \cos(|a_i| \cdot t - \arctan(b_i))\tag{2}$$

In this example the solution ρ_t may develop singularity in finite time t_s , i.e., choose $t_s = \frac{1}{|a_i|} \left(\frac{\pi}{2} + \arctan(b_i) \right)$, we have:

$$X_i(t_s, x) = 0 \text{ and } \rho_{t_s}(x) = \delta_0(x), \quad \forall x\tag{3}$$

Examples 1: 2-D Harmonic Oscillator with linear pushforward map

We take $d = 2$, $V(x) = \frac{1}{2}(0.7x_1)^2 + \frac{1}{2}(0.6x_2)^2$, we choose the affine transformation as the pushforward map:

$$T_\theta(z) = \Gamma z + b, \theta = (\Gamma, b), \Gamma \in R^{2 \times 2} \quad (4)$$

Assume the initial condition is:

$$\begin{aligned} \rho_0 &= \mathcal{N}(\vec{0}, I), \quad \Phi_0(x) = -\frac{1}{2}x_1^2 \\ \theta_0 &= (\text{diag}(0.7, 0.6), \vec{0}), \quad p_0 = (\text{diag}(-0.7, 0), \vec{0}) \end{aligned} \quad (5)$$

Examples 1: 2-D Harmonic Oscillator with linear pushforward map

We randomly choose a test sample, compare its trajectory with our network solution:

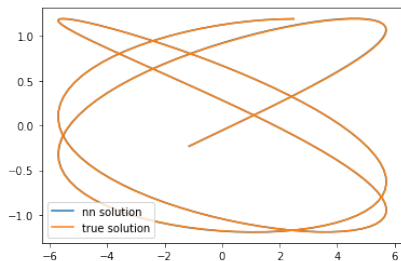


Figure: Trajectory under the Hamiltonian dynamics, $t_1 = 20$

Observation: Our method can compute beyond the singular time of WHF.

Examples 1: Verification of linear error against stepsize

We verify the solution error against stepsize on this example. We change the stepsize from 0.002 to 0.01 and plotted the error-stepsize curve. For convenience, we only consider the trajectory error here:

$$\text{error} = \sup_{0 < t < 1} \int \|X_t(z) - X_{\theta_t}(z)\|_{l^2} p(z) dz \quad (6)$$

We can see the linear dependence in the results:

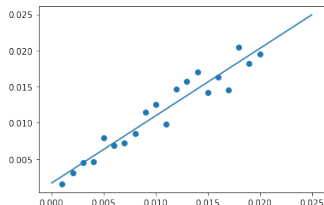


Figure: error vs stepsize Δt

Examples 1: Symplectic preservation of the symplectic Euler scheme

Here we compare our symplectic scheme with explicit Euler discretization on the harmonic oscillator example:

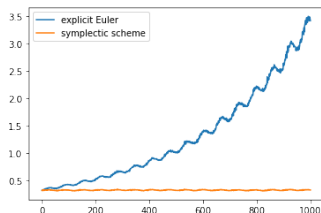


Figure: Hamiltonian, $\text{stepsize}=0.1$

Examples 2: 2-dim Harmonic Oscillator with MLP pushforward map

We also run the experiments for a 2-dimensional harmonic oscillator. Take $V(x) = \frac{1}{2}x_1^2 + \frac{1}{2}(0.75x_2)^2$, $\Phi(0, x) = -\frac{1}{2}x_1^2$.

Figure: Trajectory of a random initial point

Examples 2: 10-dim Harmonic Oscillator with MLP pushforward map

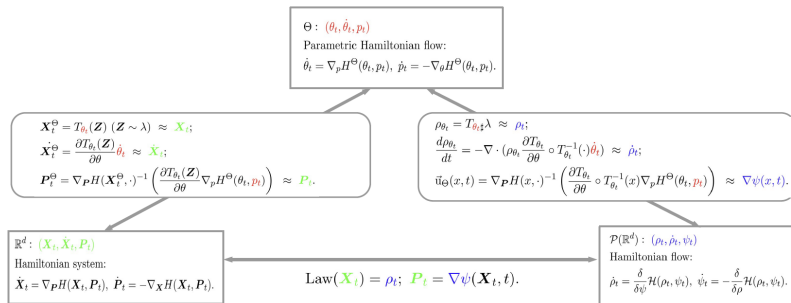
And here is an example of 10-dim harmonic oscillator . The following is projection of pushforward distribution compared to the true density function:

Figure: histogram: projection of pushforward distribution

Summary

PWHF naturally builds the connection between Eulerian (PDE) formulation and Lagrangian (particle) formulation of physical systems:

Parametric



Lagrangian

Eulerian

Summary and Future work

Possible future directions

- ▶ Experiments on other types of T_θ such as Neural ODE;
- ▶ Apply the method to Schrödinger equation;
- ▶ Apply the method to more general Hamiltonian flows with non-quadratic kinetic energy. (In this case, the MINRES algorithm used in the symplectic Euler scheme should be replaced by a nonlinear solver, which could make the computation more challenging.)

Preprint at <https://arxiv.org/pdf/2306.00191.pdf>.

We welcome any comments and suggestions.

Thank you!